

# Button Presses Do Not Work

Timer Must Not Be on the Network – Unplug and Cycle Power First!




*Ergoline*


wellsystem

*SunLync*

JK | SHOP




Front



Back

# Button Presses Do Not Work

Timer Must Not Be on the Network – Unplug and Cycle Power First!



- Turn breakers off inside and outside of unit.
- Remove the PCB.
- Remove the rubber buttons.
- Use a pencil eraser to clean the back of the buttons and the circuits.

- The timer and buttons shown here are in excellent condition.
- Carbon dust may accumulate and cause buttons to stop working over years of use.



*Ergoline*

**wellsystem**

*SunLync*

**JK** | SHOP